

## Critical Reviews

# Acupuncture for Chronic Pain: Update of an Individual Patient Data Meta-Analysis



Andrew J. Vickers,<sup>\*</sup> Emily A. Vertosick,<sup>\*</sup> George Lewith,<sup>†</sup> Hugh MacPherson,<sup>‡</sup>  
Nadine E. Foster,<sup>§</sup> Karen J. Sherman,<sup>¶</sup> Dominik Irnich,<sup>||</sup> Claudia M. Witt,<sup>\*,†,‡,§</sup> and  
Klaus Linde<sup>§§</sup> on behalf of the Acupuncture Trialists' Collaboration

<sup>\*</sup>Memorial Sloan Kettering Cancer Center, New York, New York.

<sup>†</sup>University of Southampton, Southampton, United Kingdom (deceased).

<sup>‡</sup>University of York, York, United Kingdom.

<sup>§</sup>Keele University, Newcastle-under-Lyme, United Kingdom.

<sup>¶</sup>Kaiser Permanente Washington Health Research Institute, Seattle, Washington.

<sup>||</sup>Ludwig-Maximilians-Universität München, Munich, Germany.

<sup>\*\*</sup>University Hospital Zurich, University of Zurich, Zurich, Switzerland.

<sup>††</sup>Charité-Universitätsmedizin, Berlin, Germany.

<sup>‡‡</sup>University of Maryland School of Medicine, Baltimore, Maryland.

<sup>§§</sup>Technical University Munich, Germany.

**Abstract:** Despite wide use in clinical practice, acupuncture remains a controversial treatment for chronic pain. Our objective was to update an individual patient data meta-analysis to determine the effect size of acupuncture for 4 chronic pain conditions. We searched MEDLINE and the Cochrane Central Registry of Controlled Trials randomized trials published up until December 31, 2015. We included randomized trials of acupuncture needling versus either sham acupuncture or no acupuncture control for nonspecific musculoskeletal pain, osteoarthritis, chronic headache, or shoulder pain. Trials were only included if allocation concealment was unambiguously determined to be adequate. Raw data were obtained from study authors and entered into an individual patient data meta-analysis. The main outcome measures were pain and function. An additional 13 trials were identified, with data received for a total of 20,827 patients from 39 trials. Acupuncture was superior to sham as well as no acupuncture control for each pain condition (all  $P < .001$ ) with differences between groups close to .5 SDs compared with no acupuncture control and close to .2 SDs compared with sham. We also found clear evidence that the effects of acupuncture persist over time with only a small decrease, approximately 15%, in treatment effect at 1 year. In secondary analyses, we found no obvious association between trial outcome and characteristics of acupuncture treatment, but effect sizes of acupuncture were associated with the type of control group, with smaller effects sizes for sham controlled trials that used a penetrating needle for sham, and for trials that had high intensity of intervention in the control arm. We conclude that acupuncture is effective for the treatment of chronic pain, with treatment effects persisting over time. Although factors in addition to the specific effects of needling at correct acupuncture point locations are important contributors to the treatment effect, decreases

The Acupuncture Trialists' Collaboration is funded by an R21 (AT004189) and an R01 (AT006794) from the National Center for Complementary and Alternative Medicine at the National Institutes of Health to Dr. Vickers) and by a grant from the Samueli Institute. Dr. MacPherson's work on this project was funded in part by the National Institute for Health Research (NIHR) under its Programme Grants for Applied Research scheme (RP-PG-0707-10186). Prof. Foster, an NIHR Senior Investigator, was supported through an NIHR Research Professorship (RP-011-015). The views expressed in this publication are those of the author(s) and not necessarily those of the National Center for Complementary and Alternative Medicine, National Health Service (NHS), NIHR, or the Department of Health in England. The funders had no

role in study design, data collection and analysis, decision to publish, or preparation of the report.

The authors have no conflicts of interest to declare.

Supplementary data accompanying this article are available online at [www.jpain.org](http://www.jpain.org) and [www.sciencedirect.com](http://www.sciencedirect.com).

Address reprint requests to Andrew J. Vickers, DPhil, Memorial Sloan Kettering Cancer Center, 485 Lexington Avenue, New York, NY 10017. E-mail: [vickersa@mskcc.org](mailto:vickersa@mskcc.org)

1526-5900/\$36.00

© 2017 by the American Pain Society

<https://doi.org/10.1016/j.jpain.2017.11.005>

in pain after acupuncture cannot be explained solely in terms of placebo effects. Variations in the effect size of acupuncture in different trials are driven predominantly by differences in treatments received by the control group rather than by differences in the characteristics of acupuncture treatment.

**Perspective:** *Acupuncture is effective for the treatment of chronic musculoskeletal, headache, and osteoarthritis pain. Treatment effects of acupuncture persist over time and cannot be explained solely in terms of placebo effects. Referral for a course of acupuncture treatment is a reasonable option for a patient with chronic pain.*

© 2017 by the American Pain Society

**Key words:** *Acupuncture, chronic pain, meta-analysis, osteoarthritis, back pain, neck pain, migraine.*

Acupuncture remains a controversial treatment for chronic pain, largely because of a provenance outside biomedicine. Traditional acupuncture theory invokes nonanatomical structures such as meridians and nonphysiological processes such as the flow of qi energy. Although many contemporary practitioners do not rely on such concepts, there remains a dearth of data on how insertion of needles at specific points on the body could lead to long-term decreases in pain. Acupuncture undoubtedly has short-term physiological effects, several of which are relevant to pain,<sup>7,76,119</sup> but there is as yet no explanation as to how such effects could persist.

We previously reported an individual patient data meta-analysis of high-quality trials of acupuncture for chronic pain.<sup>93</sup> Differences between acupuncture and control in trials without sham (placebo) control were statistically as well as clinically significant. Acupuncture was significantly superior to sham control, suggesting that acupuncture effects are not solely explicable in terms of placebo, although these differences were relatively modest. We have separately reported secondary analyses examining whether characteristics of acupuncture treatment<sup>66</sup> or control groups<sup>68</sup> influence effect size, and whether the effects of acupuncture treatment persist over time.<sup>69</sup> In this article we update our previous analyses now including studies published during the past 7 years.

## Methods

The full protocol of the meta-analysis<sup>92</sup> and the results of the first individual patient data meta-analysis including randomized controlled trials (RCTs) published up to November 2008<sup>93</sup> have been published. The literature search was repeated to identify eligible RCTs published between December 2008 and December 2015. Trials were considered eligible if they accrued patients with non-specific back or neck pain, shoulder pain, chronic headache, or osteoarthritis; pain duration was at least 4 weeks for musculoskeletal disorders; at least 1 group received acupuncture needling and 1 group received either sham acupuncture or no acupuncture control; the primary end point was measured more than 4 weeks after the initial acupuncture treatment; and allocation concealment was determined unambiguously to be adequate. Principal investigators of eligible studies were asked to provide raw data. These raw data were used to replicate all analyses published in the original RCT publication to ensure data accuracy. Each trial was reanalyzed using analysis of covariance with the standardized primary end

point (scores divided by pooled SD) as the dependent variable, and the baseline measure of the primary end point and variables used to stratify randomization as covariates. The primary outcome for each study was that identified by the responding author of each study. The effect sizes for each study were then entered into a meta-analysis using the metan command in Stata (version 13, StataCorp, College Station, TX). Fixed effects as well as random effects estimates were calculated. Fixed effects weights were calculated using inverse-variance weighting, and random effects weights were calculated using the DerSimonian and Laird method. We prespecified that meta-analyses would be conducted separately for comparisons of acupuncture versus sham and acupuncture versus no acupuncture control, and within each pain type, and the hypothesis test would be on the basis of the fixed effects analysis. In the original article, trials for which individual patient data were not available were included as a sensitivity analysis; in this update, we include summary data for such trials in the main meta-analysis and exclude them as a sensitivity analysis.

As secondary analyses, we examined whether characteristics of acupuncture treatment modified treatment effects. Trial-level as well as patient-level analyses were performed. For trial-level analyses, we used random effects meta-regression to test the effect of each characteristic on the main effect estimate using the Stata command *metareg*. For patient-level analyses, we created a linear regression as for the main analysis of effect size, but included the characteristic and an interaction term between the characteristic and treatment allocation. The coefficient was then entered into a meta-analysis. In both analyses, random effects estimates and 95% confidence intervals were reported; *P* values were on the basis of the fixed effects analysis. We also analyzed the effect of acupuncture relative to different types of sham acupuncture and different types of no acupuncture control group. Three comparisons of sham acupuncture were investigated: penetrating needle versus nonpenetrating needle as well as non-needle sham; nonpenetrating needle versus non-needle sham; and the use of true acupuncture points versus nonacupuncture points among trials using nonpenetrating or non-needle sham. For sham arms using penetrating needles, there was also a comparison done between the use of deep needle penetration and shallow needle penetration. We entered the effect size and standard error for each trial into a meta-regression along with the type of sham acupuncture used in that trial. For this analysis, smaller effect sizes indi-

cate a smaller difference in effect between verum acupuncture and sham acupuncture, implying that the type of sham acupuncture used is more active and therefore more similar to verum acupuncture. For the analysis of acupuncture effect relative to the no acupuncture control group, we used meta-regression to compare the effects of trials using no acupuncture control groups characterized as high intensity, usual care, or low intensity. We also repeated our previous analyses exploring possible effects of publication bias and exploring differences between sham acupuncture and no treatment.

## Results

### Systematic Review

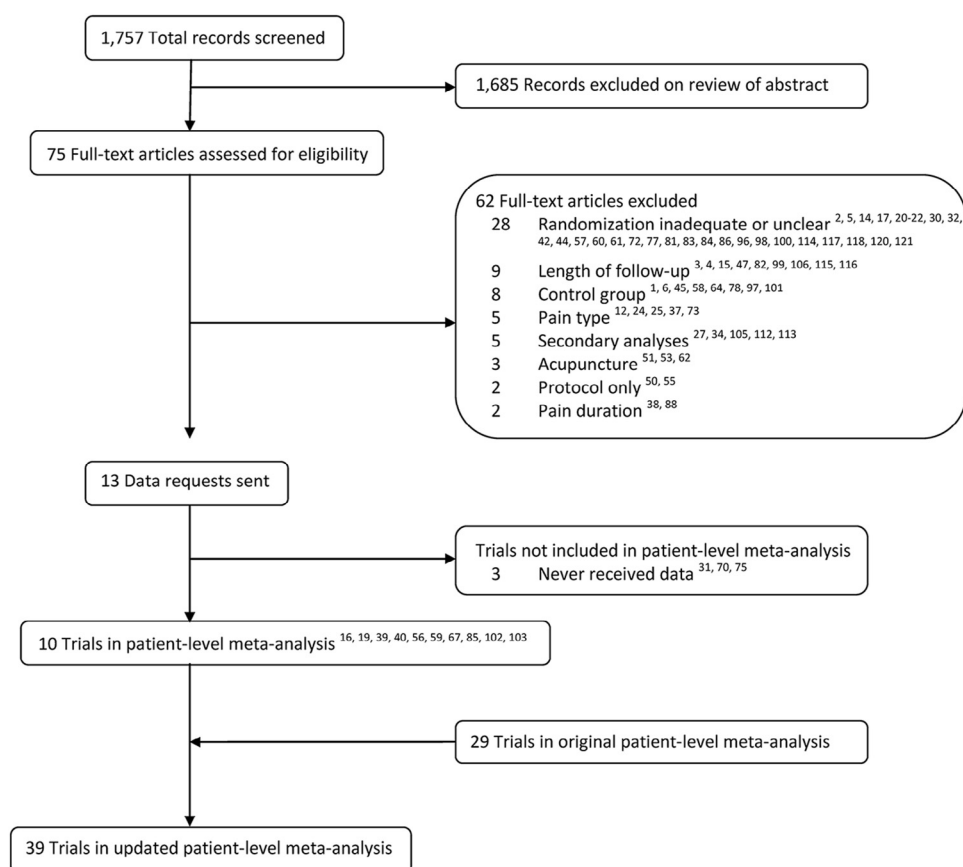
Our systematic review<sup>93</sup> was updated to include trials published after November 2008 and before December 31, 2015. We identified 75 additional RCTs, of which 13 were eligible (Fig 1). These 13 studies include 4 trials<sup>19,56,75,85</sup> included as summary data only in a sensitivity analysis in our first report.

### Data Extraction and Quality Assessment

Individual patient data for 2,905 patients were received from 10 of these 13 studies and included patients from the United States, Australia, China, Germany, and the United Kingdom. For 1 of the 3 studies for which we

did not receive data, the statisticians involved in the RCT failed to respond to repeated inquiries despite approval for data sharing being obtained from the principal investigator. For the other 2 studies, the trial authors were contacted and invited to participate but we received no further response. These 3 studies were included in the analysis as summary data only using the published estimates of effect size.<sup>31,70,75</sup> Two trials from the original systematic review for which data were not received were also included as summary data in these analyses.<sup>23,74</sup>

A total of 20,827 patients were included in the total 39 trials (Table 1). The trials comprised 25 comparisons with 16,041 patients of acupuncture and no acupuncture control, and 26 comparisons with 7,237 patients of acupuncture and sham acupuncture control. Of the trials on musculoskeletal pain, most had an eligibility criterion of a minimum 3 or 6 months' pain duration. Among those for which individual patient data on chronicity were available, the median duration was 4 years (quartiles: 1.1 years, 10 years). There were 2 trials for which the time period between first symptom and evaluation of outcome could theoretically have been <3 months on the basis of eligibility criteria and timing of assessment. For Irnich et al, the duration of disease was "4 to 52 weeks" for 19% of patients and >1 year for the remainder.<sup>41</sup> In the case of Kleinhenz et al, no data were provided on chronicity, however, the indication was rotator cuff tendinitis, which is rarely treated in the acute phase.<sup>52</sup> We conclude that all but a trivial proportion of patients included in the



**Figure 1.** Preferred Reporting Items for Systematic Reviews and Meta-Analyses flow diagram.

**Table 1. Characteristics of Included Studies**

INDICATION (N = 44)	PAIN TYPE	CONTROL GROUP	PRIMARY OUTCOME MEASURE	TIME POINT
Chronic headache (n = 9)	Migraine (n = 3), <sup>26,59,63</sup> tension-type headache (n = 3), <sup>23,28,71</sup> both <sup>31,43,95</sup> (n = 3)	Sham control (n = 5) <sup>26,28,59,63,71</sup> ; no acupuncture control (n = 7); ancillary care (n = 2) <sup>23,31</sup> ; usual care (n = 4) <sup>43,63,71,95</sup> ; guideline care (n = 1) <sup>26</sup>	Severity score (n = 2) <sup>23,95</sup> ; days with headache (n = 3) <sup>28,43,71</sup> ; days with migraine (n = 2) <sup>26,59</sup> ; days with moderate to severe pain (n = 1) <sup>63</sup> ; Migraine Disability Assessment (n = 1) <sup>31</sup>	1 Month (n = 1) <sup>23</sup> 2 Month (n = 1) <sup>31</sup> 3 Month (n = 3) <sup>43,63,71</sup> 4 Month (n = 1) <sup>59</sup> 6 Month (n = 2) <sup>26,28</sup> 12 Month (n = 1) <sup>95</sup>
Nonspecific musculoskeletal pain (back and neck; n = 18)	Back (n = 12) <sup>11,13,18,19,36,40,48,49,74,87,102,111</sup> ; neck (n = 6) <sup>41,67,79,91,104,109</sup>	Sham control (n = 10) <sup>11,13,19,36,41,48,49,74,91,104</sup> ; no acupuncture control (n = 12); ancillary care (n = 3) <sup>40,74,102</sup> ; usual care (n = 7) <sup>11,19,67,79,87,109,111</sup> ; nonspecific advice (n = 1) <sup>18</sup> ; guideline care (n = 1) <sup>36</sup>	VAS (n = 7) <sup>11,13,41,49,74,91,104</sup> ; Roland Morris Disability Questionnaire (n = 3) <sup>18,19,48</sup> ; Northwick Park Neck Pain Questionnaire (n = 2) <sup>67,79</sup> ; SF-36 bodily pain (n = 2) <sup>87,102</sup> ; Hannover Functional Questionnaire (n = 1) <sup>111</sup> ; Von Korff pain score (n = 1) <sup>36</sup> ; Oswestry Disability Index (n = 1) <sup>40</sup>	1 Month (n = 4) <sup>41,49,91,104</sup> 2 Month (n = 3) <sup>11,18,19</sup> 3 Month (n = 5) <sup>48,74,79,109,111</sup> 4 Month (n = 1) <sup>102</sup> 6 Month (n = 2) <sup>36,40</sup> 8 Month (n = 1) <sup>13</sup> 12 Month (n = 1) <sup>67</sup> 24 Month (n = 1) <sup>87</sup>
Osteoarthritis (n = 13)		Sham control (n = 10) <sup>8,16,33,39,70,80,85,89,103,108</sup> ; no acupuncture control (n = 10); ancillary care (n = 3) <sup>33,70,80</sup> ; usual care (n = 5) <sup>39,56,85,108,110</sup> ; nonspecific advice (n = 2) <sup>8,107</sup>	WOMAC (n = 5) <sup>16,56,70,108,110</sup> ; WOMAC pain subscore (n = 4) <sup>8,33,80,89</sup> ; Oxford Knee score questionnaire (n = 1) <sup>107</sup> ; VAS <sup>103</sup> (n = 1); knee pain (0–10) (n = 1) <sup>39</sup> ; joint-specific Multidimensional Assessment of Pain (n = 1) <sup>85</sup>	1 Month (n = 1) <sup>103</sup> 2 Month (n = 3) <sup>70,107,108</sup> 3 Month (n = 6) <sup>16,39,56,85,89,110</sup> 6 Month (n = 3) <sup>8,33,80</sup>
Shoulder pain (n = 4)		Sham control (n = 4) <sup>35,52,75,90</sup> ; No-acupuncture control (n = 1); ancillary care (n = 1) <sup>75</sup>	Constant-Murley score (n = 2) <sup>52,90</sup> ; VAS (n = 2) <sup>35,75</sup>	1 Month (n = 2) <sup>52,90</sup> 6 Month (n = 2) <sup>35,75</sup>

Abbreviations: VAS, visual analog scale; SF-36, 36-Item Short Form Health Survey; WOMAC, Western Ontario and McMaster Universities Osteoarthritis Index.

analysis would have met the conventional definition of chronic pain, that is, pain lasting at least 3 to 6 months. Six sham RCTs were determined to have an intermediate likelihood of bias from unblinding.<sup>13,26,41,49,59,103</sup> In 1 trial, 2 types of sham acupuncture were used, although only 1 type (non-needle sham acupuncture) was found to have an intermediate likelihood of bias from unblinding.<sup>103</sup> One trial (Hinman et al) was determined to have a sham acupuncture arm with a high likelihood of bias from unblinding.<sup>39</sup> This trial was excluded from the main analyses comparing acupuncture with sham acupuncture, but a sensitivity analysis including this trial was performed. None of the 10 new trials included in this analysis had dropout rates of >25%.

## Meta-Analysis

Forest plots for acupuncture against sham acupuncture and against no acupuncture control are shown separately for each of the 4 pain conditions in Fig 2 and Fig 3. Fixed effects weights are reported in Figs 2 and 3; forest plots with random effects weights reported are presented in Supplementary Figs 1 and 2. Meta-analytic statistics are shown in Table 2. Consistent with the results of the originally published meta-analysis, acupuncture is found to be statistically superior to control for all analyses ( $P < .001$ ). Effect sizes in the updated analyses are similar to those in the original analyses, with effect sizes changing by  $\leq .02$  for most comparisons. Effect sizes are close to .5 compared with no acupuncture control and .2 compared with sham. To illustrate these effect sizes in more clinically applicable terms, if baseline pain score in a typical RCT was 60 on a scale of 0 to 100, with an SD of 25, follow-up scores might be 43 in a no acupuncture control group, 35 in a sham acupuncture group, and 30 among true acupuncture patients. If response was defined as a pain reduction of 50% or more, response rates would be approximately 30%, 42.5%, and 50%, respectively. Also in keeping with the original analyses, significant heterogeneity was found in 5 of 7 comparisons. Significant heterogeneity remained for sham-controlled musculoskeletal pain and osteoarthritis ( $P = .001$  and  $P < .001$ , respectively) even after excluding the outlying Vas et al trials.<sup>89-91</sup> There was also significant heterogeneity for all indications in the comparison of acupuncture with no acupuncture control. Heterogeneity is further explored (see the section on "Modifiers of Trial Outcome").

## Sensitivity Analyses

Prespecified sensitivity analyses are also shown in Table 2. The exclusion of the RCTs by Vas et al<sup>89-91</sup> repeats our previous finding that the effect sizes for comparison with sham are similar for musculoskeletal pain, osteoarthritis, and chronic headache. However, there are now sufficient trials for a meta-analysis of shoulder pain trials without inclusion of Vas et al<sup>90</sup> and the effect size for this indication is clearly much greater. There is also a large effect size for sham controlled neck pain trials when these are analyzed separately from back pain. Most other sensitivity analyses had little effect on the main find-

ings. Analyses incorporating assessment of patient blinding, missing data, or trials without individual patient data, all had results very similar to the primary analysis. Because the primary outcome included in the analysis was the outcome specified by the trial authors, we also performed a sensitivity analysis restricted to a single end point (pain intensity) at a fixed follow-up time (2–3 months after randomization). Results were again very similar apart from sham-controlled trials of musculoskeletal pain (Table 3), in which effect size decreased from .30 to .13, but this appears to be attributable to there being only 5 of 11 trials that measured pain intensity at 2 to 3 months, and the trials excluded happened to be those with the larger effect sizes.

We combined all trials into 1 meta-analysis for all indications to assess the possible effect of publication bias. As in the original analyses, we found some evidence that smaller studies had larger effect sizes for the sham comparison ( $P = .024$ ), but not for the no acupuncture comparisons ( $P = .75$ ). No significant asymmetry was seen after excluding the Vas trials<sup>89-91</sup> and shoulder pain trials<sup>35,52,75,90</sup> from the sham comparison ( $n = 21$ ,  $P = .13$ ), and also when excluding any trials with fewer than 100 patients ( $n = 21$ ,  $P = .069$ ). We found that the difference between acupuncture and control would become non-significant only if there were 51 and >100 unpublished trials with 100 patients and effect sizes in favor of control of .25 SD for sham and no acupuncture control, respectively.

We also repeated our exploratory analysis comparing sham control with no acupuncture control. In a meta-analysis of 12 RCTs that had sham as well as no acupuncture control arms, the effect sizes for sham were .39 (95% confidence interval [CI] = .33–.45) and .45 (95% CI = .29–.61) for fixed and random effects, respectively ( $P < .0001$  for tests of effect as well as heterogeneity).

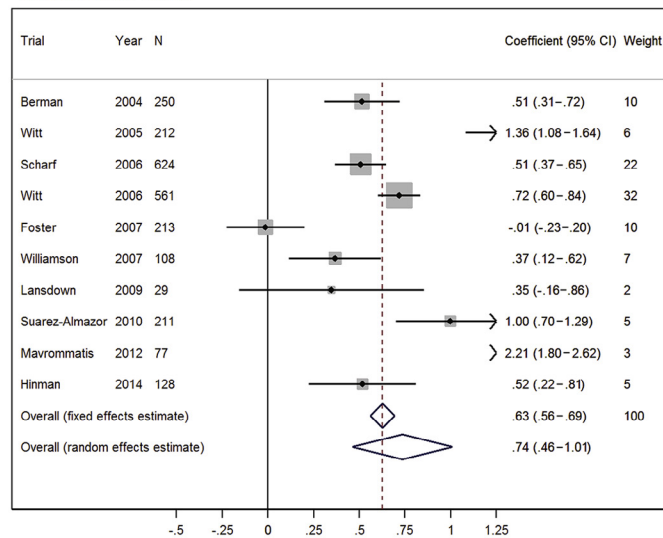
## Modifiers of Trial Outcome

In addition to updating the primary analyses, we also updated previously published analyses on how characteristics of the acupuncture and control interventions influence trial outcomes. Trial-level and patient-level characteristics are shown in Tables 4 and 5, respectively.

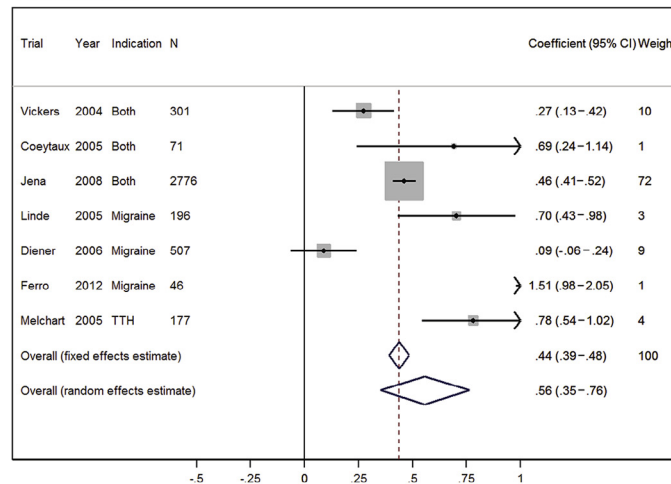
## Acupuncture Characteristics Analysis

We updated previously reported analyses examining whether characteristics of acupuncture treatment modified the effect of acupuncture relative to control. These analyses include trial-level analysis, on the basis of characteristics described in the study protocol, as well as patient-level analyses, on the basis of data related to the individual patient. The results are shown in Table 6. We did not find any obvious association between trial outcome and characteristics such as the style of acupuncture (traditional or Western), use of fixed versus individualized point selection, or the use of electrical stimulation. The only clear finding was a dose-response effect to number of acupuncture treatments in trials with a no acupuncture control group (increase in effect size of .10 per 5 sessions, 95% CI =  $-.01$  to  $.21$ ,  $P = .001$ ).

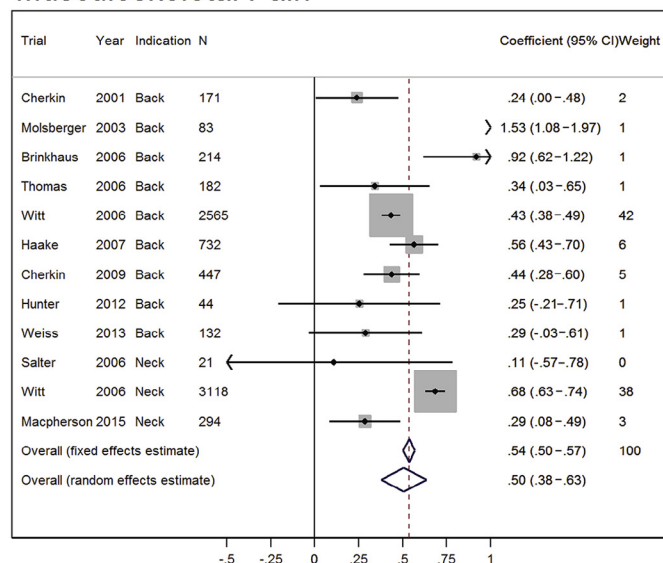
## Osteoarthritis



## Headache



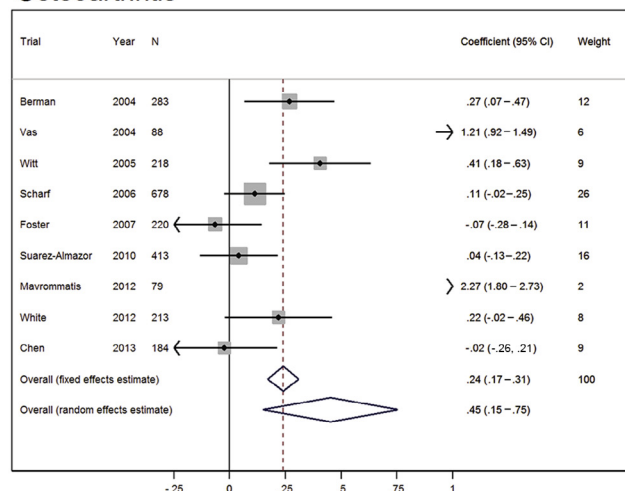
## Musculoskeletal Pain



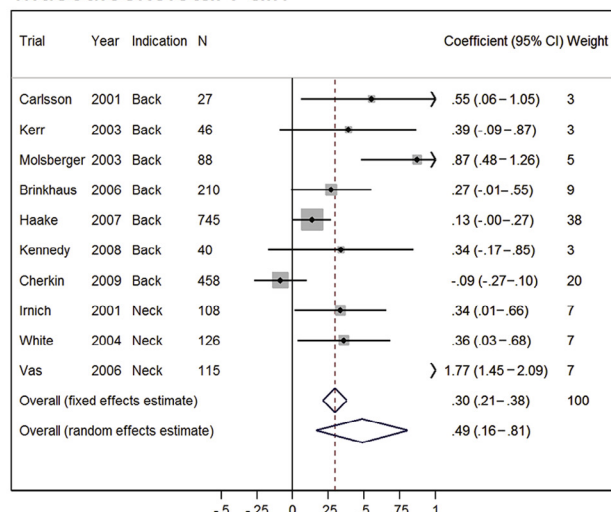
**Figure 2.** Forest plots for the comparison of acupuncture with no acupuncture control. There were fewer than 3 trials for shoulder pain, so no meta-analyses were performed. Weights reported are fixed effects weights calculated using inverse variance weighting.



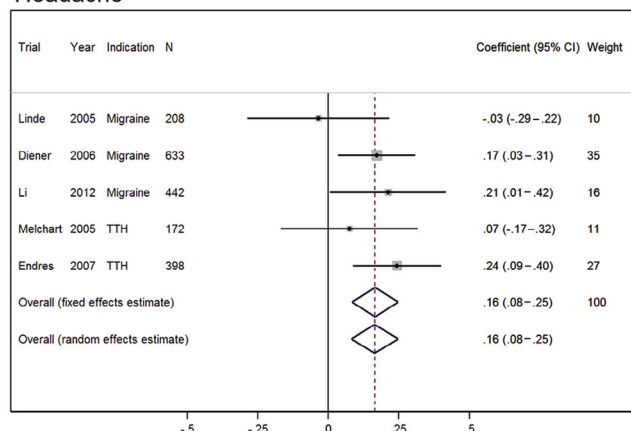
## Osteoarthritis



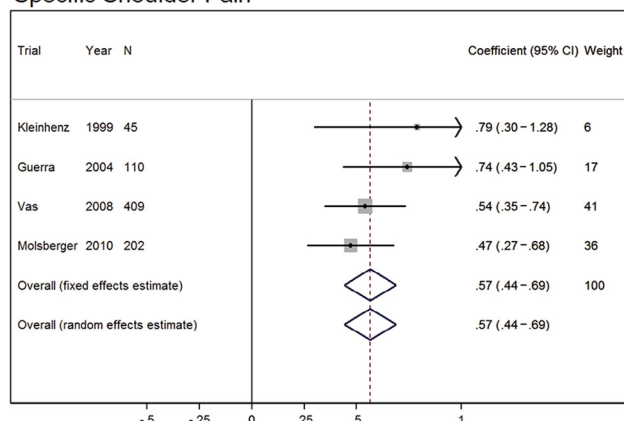
## Musculoskeletal Pain



## Headache



## Specific Shoulder Pain



**Figure 3.** Forest plots for the comparison of true and sham acupuncture. Weights reported are fixed effects weights calculated using inverse variance weighting.

## Sham Acupuncture Control Analysis

We also updated a previously published analysis investigating the effects of acupuncture relative to different types of sham acupuncture and no acupuncture control groups. Differences in effect between acupuncture and the different sham acupuncture groups are shown in Table 7. The largest difference in effect between acupuncture and sham acupuncture was seen in trials using nonpenetrating needles, whereas the smallest difference was seen in trials using needle penetration. Significant differences were found between trials using penetrating needle sham and trials that used nonpenetrating or non-needle sham (difference in SD =  $-.30$ , 95% CI =  $-.60$  to  $-.00$ ,  $P = .047$ ), although this result was sensitive to the exclusion of the outlying Vas trials<sup>89-91</sup> (difference in SD =  $-.07$ , 95% CI =  $-.24$  to  $.10$ ,  $P = .4$ , Table 8), 2 of which used nonpenetrating controls.

## No Acupuncture Control Analysis

In addition to updating the analysis comparing types of sham acupuncture control, we also updated the analysis comparing types of no acupuncture control. We

updated the categorization of no acupuncture control groups, and categorized trials as having a high-intensity, usual care, or low-intensity control group. In a "high-intensity" control group, patients received a specified course of protocol-guided treatment. For instance, the United Kingdom Acupuncture, Physiotherapy and Exercise (APEX) trial by Foster et al<sup>33</sup> is considered a high-intensity control because patients were randomized to receive a course of individualized, supervised physical therapy plus acupuncture versus physical therapy alone. In a trial with "usual care" control, patients are able to access whatever care they might reasonably receive outside of the study. As an example, in the United Kingdom National Health Service (NHS) study, patients were randomized to "use" versus "avoid" acupuncture and could receive whatever other treatments were offered to them.<sup>95</sup> A control group was defined as "low-intensity" if patients were not allowed to receive certain treatments that might otherwise be available. For instance, the Acupuncture Randomized Trials for low back pain and osteoarthritis limited treatment of pain in the control group to oral nonsteroidal anti-inflammatory drugs (NSAIDs), excluding other types of treatment, such as

**Table 2. Primary Analyses (N = 44 Trials)**

ANALYSIS	INDICATION	STUDIES, N	SHAM			NO ACUPUNCTURE CONTROL			
			FE (95% CI)	HETEROGENEITY P	RE (95% CI)	STUDIES, N	FE (95% CI)	HETEROGENEITY P	RE (95% CI)
Main analysis	Nonspecific musculoskeletal pain	10	.30 (.21–.38)	< .001	.49 (.16–.81)	12	.54 (.50–.57)	< .001	.50 (.38–.63)
	Osteoarthritis	9	.24 (.17–.31)	< .001	.45 (.15–.75)	10	.63 (.56–.69)	< .001	.74 (.46–1.01)
	Chronic headache	5	.16 (.08–.25)	.4	.16 (.08–.25)	7	.44 (.39–.48)	< .001	.56 (.35–.76)
	Shoulder	4	.57 (.44–.69)	.4	.57 (.44–.69)	0	No trials		
Exclusion of Vas trials	Nonspecific musculoskeletal pain	9	.19 (.11–.28)	.001	.31 (.13–.48)				
	Osteoarthritis	8	.18 (.10–.25)	< .001	.35 (.07–.62)				
	Shoulder	3	.58 (.42–.74)	.2	.61 (.40–.81)				
Separate pain types	Back pain	7	.17 (.07–.26)	< .001	.30 (.08–.52)	9	.46 (.41–.50)	< .001	.52 (.37–.67)
	Neck pain	3	.83 (.64–1.01)	< .001	.82 (–.11 to 1.75)				
Excluding trials with summary data only	Nonspecific musculoskeletal pain	9	.27 (.19–.35)	< .001	.44 (.11–.78)	11	.53 (.50–.56)	< .001	.45 (.33–.57)
	Osteoarthritis	8	.19 (.12–.26)	< .001	.26 (.04–.48)	9	.59 (.52–.65)	< .001	.59 (.37–.82)
	Chronic headache					5	.43 (.38–.47)	< .001	.44 (.24–.64)
	Shoulder	3	.62 (.46–.77)	.4	.62 (.46–.77)				
Excluding trials with possible bias due to blinding	Nonspecific musculoskeletal pain	7	.28 (.19–.37)	< .001	.51 (.09–.93)				
	Osteoarthritis	9	.23 (.16–.31)	< .001	.44 (.13–.75)				
	Chronic headache*	3	.15 (.03–.26)	.15	.12 (–.05 to .29)				
Including trials with high likelihood of bias due to blinding	Osteoarthritis	10	.23 (.17–.30)	< .001	.42 (.14–.70)				
Multiple imputation	Nonspecific musculoskeletal pain	10	.29 (.21–.38)	< .001	.48 (.16–.81)	12	.54 (.50–.57)	< .001	.51 (.38–.64)
	Osteoarthritis	9	.24 (.17–.31)	< .001	.45 (.15–.75)	10	.63 (.57–.70)	< .001	.74 (.46–1.01)
	Chronic headache	5	.16 (.08–.25)	.4	.16 (.08–.25)	7	.44 (.40–.49)	< .001	.55 (.35–.75)
	Shoulder	4	.56 (.44–.69)	.4	.56 (.44–.69)				
Excluding trials in which acupuncture and control groups received additional treatments	Nonspecific musculoskeletal pain					10	.54 (.51–.57)	< .001	.54 (.40–.67)
	Osteoarthritis	4	.21 (.11–.31)	.081	.22 (.07–.38)	7	.70 (.62–.78)	< .001	.70 (.47–.93)
	Chronic headache					5	.43 (.38–.47)	< .001	.44 (.24–.64)
	Shoulder	3	.58 (.42–.74)	.2	.61 (.40–.81)				

Abbreviations: FE, fixed effects estimate; RE, random effects estimate.

NOTE. Acupuncture is superior to control at  $P < .001$  except where indicated.\* $P = .015$ .



**Table 3. Sensitivity Analyses Including Only Pain End Points Measured Between 2 and 3 Months After Randomization**

ANALYSIS	INDICATION	SHAM			No ACUPUNCTURE CONTROL		
		STUDIES, N	FE (95% CI)	HETEROGENEITY P	RE (95% CI)	HETEROGENEITY P	RE (95% CI)
Main analysis	Nonspecific musculoskeletal pain	5	.13 (.01–.25)	.005	.23 (–.03 to .49)	< .0001	.47 (.34–.61)
	Osteoarthritis	7	.31 (.23–.39)	< .0001	.69 (.24–1.14)	< .0001	.88 (.61–1.15)
	Chronic headache	5	.14 (.06–.22)	.4	.14 (.06–.22)	< .0001	.45 (.27–.63)
	Shoulder	2	No meta-analysis				

Abbreviations: FE, fixed effects estimate; RE, random effects estimate.

**Table 4. Trial-Level Acupuncture Characteristics (N = 39)**

Characteristic	n (%)
Style of acupuncture	
Combination of traditional Chinese and Western	9 (23)
Traditional Chinese techniques	23 (59)
Western	7 (18)
Point prescription	
Fixed needle formula	9 (23)
Flexible formula	18 (45)
Individualized	13 (33)
Location of needles	
Local as well as distal points	37 (95)
Distal points only	2 (5.1)
Electrical stimulation allowed	11 (28)
Manual stimulation allowed	36 (92)
Moxibustion allowed	6 (15)
Other adjunctive therapies allowed	8 (21)
De Qi attempted (n = 35)	33 (94)
Acupuncture-specific patient/practitioner interactions	16 (40)
Minimum years of experience required	
No requirement specified (0 years)	14 (36)
6 Months to 2 years	7 (18)
3 to 4 Years	13 (33)
5 to 9 Years	3 (7.7)
10 Years	2 (5.1)
Maximum number of sessions	
1 to 5	3 (7.7)
6 to 10	19 (49)
11 to 15	12 (31)
16 to 20	1 (2.6)
21 to 25	2 (5.1)
26 to 30	2 (5.1)
Frequency of sessions (mean number of sessions per week)	
.88	1 (2.6)
1	19 (49)
1.43	1 (2.6)
1.5	7 (18)
1.67	1 (2.6)
2	9 (23)
5	1 (2.6)
Mean duration of sessions, rounded to whole numbers (n = 34)	
15 to 19 Minutes	1 (2.9)
20 to 24 Minutes	11 (32)
25 to 29 Minutes	6 (18)
30 Minutes or more	16 (47)
Mean number of needles used (n = 33)	
1 to 4	3 (9.1)
5 to 9	11 (33)
10 to 14	12 (36)
15 to 20	7 (21)

NOTE. Counts for point prescription sum to 40 because 1 trial had 2 acupuncture groups, with each group receiving acupuncture on the basis of a different point prescription.

steroids and other classes of analgesics.<sup>11,108</sup> Trials were assessed and assigned a control group type by 3 collaborators, with disagreements resolved by consensus. One trial was excluded from this analysis because there was a reasonable argument that it involved active control, prespecified to be excluded.<sup>26</sup> Differences in effect

**Table 5. Patient-Level Acupuncture Characteristics, N = 20,827**

Characteristic	n (%)
Number of sessions	
0	441 (2.1)
1 to 5	515 (2.5)
6 to 10	8,003 (38)
11 to 15	2,065 (10)
16 to 20	40 (.2)
21 to 30	15 (<.1)
Missing	1,989 (10)
Not reported	7,759 (37)
Average session duration	
2 to 15 Minutes	163 (.8)
15 to 30 Minutes	2,668 (13)
31 to 45 Minutes	377 (1.8)
46 to 60 Minutes	25 (.1)
60 or more Minutes	1 (<.1)
Missing	896 (4.3)
Not reported	16,697 (80)
Average number of needles	
2 to 5	22 (.1)
6 to 10	910 (4.4)
11 to 15	762 (3.7)
16 to 20	825 (4.0)
21 to 25	199 (1.0)
26 or more	30 (.1)
Missing	1,621 (7.8)
Not reported	16,458 (79)
Age of physician/acupuncturist, years	
30 to 35	298 (1.4)
36 to 40	2,119 (10)
41 to 45	2,630 (13)
46 to 50	2,407 (12)
51 to 55	1,701 (8.2)
56 to 60	872 (4.2)
60 or more	303 (1.5)
Missing	368 (1.8)
Not reported	10,129 (49)
Physician/acupuncturist sex	
Female	3,626 (17)
Male	7,002 (34)
Missing	70 (.3)
Not reported	10,129 (49)

between acupuncture and no acupuncture control groups are presented in Table 7. Significant differences were found between acupuncture and control for all types of no acupuncture control group. Notably, however, in trials that had high-intensity control groups, acupuncture had smaller effect sizes compared with those with low-intensity controls groups (difference =  $-.81$ , 95% CI =  $-1.26$  to  $-.36$ ,  $P = .0004$ ); similarly, in trials with usual care control acupuncture had smaller effect sizes than trials with a low-intensity control group (difference in SD =  $-.65$ , 95% CI =  $-.98$  to  $-.31$ ,  $P = .0002$ , Table 8).

### Time Course of Acupuncture Effects Analysis

We updated a previously published analysis assessing change in the effects of acupuncture over time relative

to sham acupuncture and no acupuncture control.<sup>69</sup> Number of weeks of acupuncture treatment and the time points used in this analysis are reported in Table 9. A total of 14 trials and 4,124 patients were included in the analysis of acupuncture versus no acupuncture control. The fixed effects estimate for the between group comparison of acupuncture versus no acupuncture controls showed a decrease in the effect size of acupuncture of .019 SD per 3 months (95% CI =  $-.041$  to  $.003$ ,  $P = .096$ ,  $P = .011$  for heterogeneity, Fig 4A). With a difference between acupuncture and no acupuncture control of approximately .5 SD, this is equivalent to approximately a 15% decrease in acupuncture effect relative to control at 1 year after randomization, which was usually between 9 and 10 months after the end of treatment. In the analysis of acupuncture versus sham acupuncture, a total of 21 trials and 6,276 patients were included. There was a nonsignificant decrease of .012 SD per 3 months in acupuncture relative to sham acupuncture (95% CI =  $-.035$  to  $.011$ ,  $P = .3$ , Fig 4B), approximately a 25% decrease in acupuncture effect at 1 year after randomization. Significant heterogeneity among trials was seen ( $P < .0001$ ). The previous analysis reported that the decrease in effect of acupuncture relative to sham was driven by the decrease in neck pain trials (a decrease of .587 SD per 3 months, 95% CI =  $-.767$  to  $-.406$ ,  $P < .0001$ ). We also analyzed the change in acupuncture relative to sham excluding these trials and found a nonsignificant decrease of  $-.003$  SD per 3 months (95% CI =  $-.026$  to  $.020$ ,  $P = .8$ ) with no significant heterogeneity among trials ( $P = .12$ ). Hence almost all the decrease in acupuncture effects in this analysis seems attributable to neck pain.

As a sensitivity analysis, we repeated the analyses including only trials that reported a significant difference between acupuncture and control, because trials that showed no difference between groups cannot show a reduction in acupuncture effects over time. Nine trials with 2,997 patients were included in this analysis for the comparison between acupuncture and no acupuncture controls. A smaller and still nonsignificant decrease in the effect of acupuncture was found ( $-.008$  SD per 3 months, 95% CI =  $-.034$  to  $.018$ ,  $P = .5$ ) and heterogeneity between trials was reduced ( $P = .082$ ). None of the newly included trials showed a significant effect of acupuncture versus sham and so this analysis of sham-controlled trials with a significant effect contains the same 7 trials and 1,450 patients and has the same results as reported in the original publication ( $-.049$  SD per 3 months, 95% CI =  $-.086$  to  $-.013$ ,  $P = .008$ , heterogeneity  $P < .0001$ ).

### Discussion

We updated an individual patient data meta-analysis of high-quality trials of acupuncture for chronic pain with 7 additional years of data. An additional 10 studies were included with nearly 3,000 patients. In total, our analyses include 39 studies and 20,827 patients. The results confirm and strengthen previous key findings that acupuncture has a clinically relevant effect compared with

**Table 6. Results of Univariate Metaregression Analyses for the Effect of Acupuncture Characteristics on Acupuncture Effect**

CHARACTERISTIC	SHAM ACUPUNCTURE				NO ACUPUNCTURE CONTROL			
	TRIALS, N	B	95% CI	P	TRIALS, N	B	95% CI	P
Style of acupuncture	25				25			
Some TCM versus Western only		-.00	-.49 to .48	>.9		.10	-.55 to .74	.8
TCM only versus some Western		.02	-.38 to .42	.9		-.07	-.42 to .28	.7
Point prescription	25				25			
Fixed needle formula		Reference		.6		Reference		.075
Flexible formula		.20	-.21 to .60			.01	-.45 to .46	
Fully individualized		-.01	-.75 to .73			-.34	-.79 to .10	
Electrical stimulation allowed	25	.32	-.11 to .75	.14	25	-.12	-.50 to .26	.5
Manual stimulation allowed	25	.26	-.42 to .95	.5	25	-.38	-.99 to .23	.2
Moxibustion allowed		No trials allowed			25	-.32	-.71, .06	.10
Other adjunctive treatment allowed	25	-.04	-1.00 to .92	.9	25	-.22	-.59 to .16	.3
De qi attempted	25	.29	-.67 to 1.24	.6	21	.74	-.04 to 1.52	.063
Acupuncture-specific patient practitioner interactions allowed	25	-.03	-.50 to .44	.9	25	-.05	-.38 to .28	.8
Minimum years of experience required	25	.04	-.05 to .13	.4	25	.05	-.03 to .12	.2
Maximum number of sessions (per 5 sessions)	25	-.01	-.23 to .22	.9	25	.01	-.12 to .14	.9
Patient-level analysis	5 (1,317/1,377)	.09	-.31 to .48	.7	5 (8,036/10,157)	.10	-.01 to .21	.001
Patient-level analysis, including Hinman et al <sup>39</sup>	6 (1,421/1,517)	-.03	-.36 to -.30	.9				
Frequency of sessions (per week)	25	-.06	-.29 to .18	.6	25	.21	-.22 to .64	.3
Duration of sessions (per 5 minutes)	25	.06	-.13 to .25	.5	20	-.06	-.25 to .13	.5
Patient-level analysis	6 (2,863/2,969)	.01	-.08 to .09	.9				
Number of needles used (per 5 needles)	25	.05	-.17 to .27	.6	19	.16	-.05 to .38	.13
Patient-level analysis	5 (2,232/2,317)	.04	-.08 to .16	.5				
Age of practitioner (per 5 years)					6 (9,127/10,550)	-.01	-.04 to .02	.5
Patient-level analysis								
Male practitioner					6 (9,384/10,550)	-.07	-.16 to .02	.084
Patient-level analysis								

Abbreviation: TCM, traditional Chinese medicine.

NOTE.  $\beta$  is an estimate of the change in the effect of acupuncture in terms of standardized difference compared with controls for each characteristic; a positive  $\beta$  indicates a larger effect of acupuncture compared with controls for trials. The number of patients in the analysis and number of patients in included trials are given in parentheses where applicable.

no acupuncture control. Moreover, we confirmed that, although the effects of acupuncture are not completely explicable in terms of placebo effects, factors other than the specific effects of needling at correct acupuncture point locations are important contributors to acupuncture treatment benefit. Effects of acupuncture appear to persist over at least a 12-month period.

Heterogeneity continues to be an obvious aspect of our findings, with the results of trials varying by more than would be expected by chance. We have presented data that heterogeneity is predominately driven by differences between control groups rather than by differences between acupuncture treatment characteristics. We did not find any obvious differences between the results of trials depending on treatment characteristics such as style of acupuncture, duration of treatment sessions, or training of acupuncturists. In contrast, we found evidence that effect sizes of acupuncture were smaller for sham-controlled trials with penetrating needles and for no acupuncture controlled trials in which patients received

high-intensity care (eg, a trial of acupuncture plus physical therapy vs physical therapy alone). In some cases, heterogeneity was also driven by a set of outlying trials with large effect sizes. We have presented these analyses with and without the outlying trials to provide all necessary information for interpreting these results and drawing conclusions.

Another novel finding is the higher than average effects of acupuncture on upper body musculoskeletal pain. We now have sufficient data to conduct a meta-analysis for neck pain and for shoulder pain, even after exclusion of outlying trials. The effect sizes versus sham, .57 for shoulder and .83 for neck pain, were much larger than for low back pain, osteoarthritis, and headache, although we also saw evidence that treatment benefits did not persist for neck pain.

Since publication of our results, there has been no substantive critique of our methodology in the peer-reviewed literature. The main issue under discussion seems to be whether the effect size of acupuncture is

**Table 7. Differences in Effect Size (in SD) Between Acupuncture and Sham Acupuncture Groups (n = 25) and Between Acupuncture and No Acupuncture Control Groups (n = 24)**

	N	EFFECT SIZE (95% CI)	P
<i>SHAM ACUPUNCTURE, TYPE OF CONTROL GROUP</i>			
Penetrating needle sham	11	.17 (.11–.22)	<.0001
Excluding B blinding grades	9	.16 (.09–.24)	<.0001
Nonpenetrating needle and non-needle sham	15	.48 (.22–.74)	.0003
Excluding B blinding grades	11	.51 (.16–.86)	.004
Including Hinman et al <sup>39</sup>	16	.46 (.21–.70)	.0003
Excluding Vas trials <sup>89-91</sup>	12	.27 (.10–.44)	.002
Nonpenetrating needle sham	10	.52 (.14–.91)	.007
Excluding Vas trials <sup>89-91</sup>	7	.22 (–.05–.49)	.11
Non-needle sham	5	.37 (.21–.52)	<.0001
Including Hinman et al <sup>39</sup>	6	.32 (.18–.46)	<.0001
True acupuncture points (no penetrating needle sham)	12	.48 (.15–.80)	.004
Excluding B blinding grades	10	.51 (.12–.89)	.010
Including Hinman et al <sup>39</sup>	13	.45 (.15–.75)	.003
Excluding Vas trials <sup>89-91</sup>	10	.25 (.06–.44)	.011
Nonacupuncture points (no penetrating needle sham)	3	.52 (.35–.69)	<.0001
Excluding Vas trials <sup>90</sup>	2	.47 (.13–.81)	.007
<i>NO ACUPUNCTURE CONTROL, TYPE OF CONTROL GROUP</i>			
High-intensity	5	.34 (.11–.57)	.003
Usual care and low-intensity	19	.56 (.43–.69)	<.0001
Usual care	17	.50 (.40–.60)	<.0001
Low-intensity	2	1.14 (.71–1.58)	<.0001

NOTE. Total number of sham acupuncture-controlled trials sums to 26 because 1 trial had 2 different types of sham acupuncture control.

clinically relevant,<sup>94</sup> specifically, whether clinical relevance is determined by the comparison with no acupuncture control or by comparison with sham. We have previously argued in favor of the former, on the grounds that the clinical decision made by a referring clinician in discussion with their patient is not between acupuncture and sham but between acupuncture and no acupuncture. Our argument is given the context of the excellent safety profile of acupuncture,<sup>65</sup> evidence that the nonspecific effects of acupuncture are particular to acupuncture and are not easily reproduced,<sup>46,54</sup> and evidence provided here and elsewhere<sup>9</sup> that some interventions used as sham acupuncture may be physiologically active.

It is also illustrative to compare our results with those of other interventions routinely used in clinical practice. For instance, in one meta-analysis of NSAIDs for osteoarthritis of the knee, the effect size for NSAIDs versus placebo for trials that did not preselect NSAID responders was .23<sup>10</sup>; for chronic low back pain, the effect size for NSAIDs was < .20.<sup>29</sup>

We find several implications for research. In terms of the methodology of subsequent acupuncture trials for chronic pain, we find that the balance of evidence is to give a higher dose of acupuncture in terms of a greater number of treatments in trials without sham control. Although the nature of the control group in trials will naturally be driven by the research question, investigators should be aware of the evidence that control arms that incorporate a relatively intense level of intervention, such as when acupuncture is added into an intensive rehabilitation regimen, tend to lead to smaller effect sizes, as do sham controls that involve needle penetration. Further research is warranted on whether acupuncture is particularly effective for upper body musculoskeletal

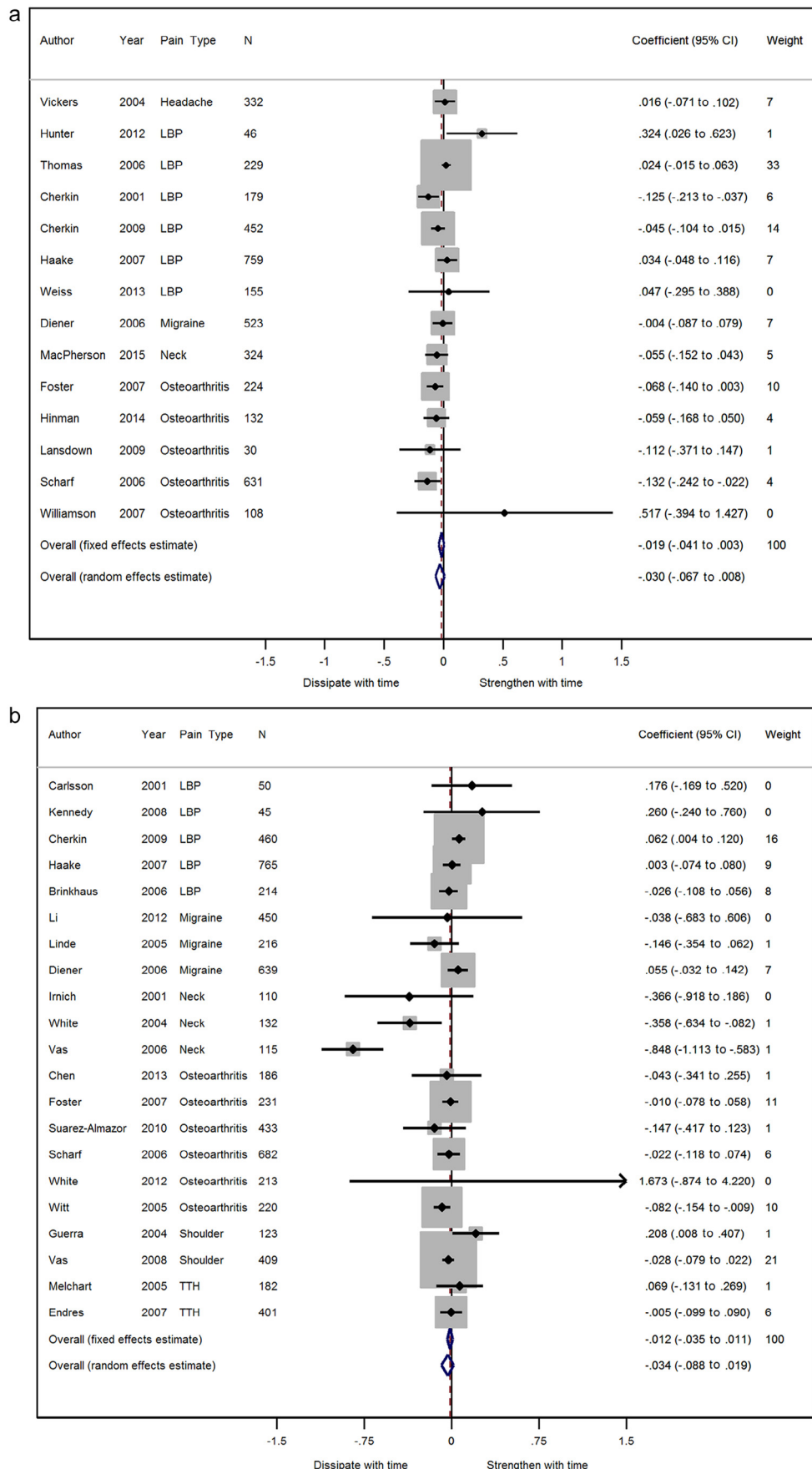
**Table 8. Differences in Effect Size Between Different Types of Control Group**

GROUP 1	GROUP 2	EFFECT SIZE (95% CI)	P
<i>SHAM ACUPUNCTURE</i>			
Penetrating needle sham	Nonpenetrating and non-needle sham	–.30 (–.60 to –.00)	.047
Excluding B blinding grades		–.33 (–.72 to .05)	.088
Including Hinman et al <sup>39</sup>		–.28 (–.57 to .01)	.061
Excluding Vas trials <sup>89-91</sup>		–.07 (–.24 to .10)	.4
Nonpenetrating needle sham	Non-needle sham	.13 (–.44 to .70)	.6
Including Hinman et al <sup>39</sup>		.18 (–.34 to .70)	.5
Excluding Vas trials <sup>89-91</sup>		–.18 (–.52 to .17)	.3
True acupuncture points, excluding penetrating needle sham	Non-acupuncture points to excluding penetrating needle sham	–.02 (–.70 to .66)	.9
Including Hinman et al <sup>39</sup>		–.05 (–.71 to .61)	.9
Excluding Vas trials <sup>89-91</sup>		–.22 (–.75 to .30)	.4
<i>NO ACUPUNCTURE CONTROLS</i>			
High-intensity	Usual care and low-intensity	–.23 (–.50 to .05)	.11
High-intensity	Low-intensity	–.81 (–1.26 to –.36)	.0004
Usual care	Low-intensity	–.65 (–.98 to –.31)	.0002

NOTE. A negative effect size indicates that there is a smaller difference in effect between acupuncture and control for group 1 than for group 2, for instance, the effect of control group 1 is more similar to verum acupuncture than the effect of control group 2.

**Table 9. Trials With Sham and No Acupuncture Control and Time Points Assessed After the End of Treatment**

REFERENCE	PAIN CONDITION	AVERAGE LENGTH OF TREATMENT, WEEKS	TIME POINTS AFTER END OF TREATMENT	INCLUDED IN META-ANALYSIS	SHAM ACUPUNCTURE			NO ACUPUNCTURE CONTROL		
					CONTROL PATIENTS OFFERED ACUPUNCTURE TREATMENT (CROSSOVER)		INCLUDED IN META-ANALYSIS	CONTROL PATIENTS OFFERED ACUPUNCTURE TREATMENT (CROSSOVER)		INCLUDED IN META-ANALYSIS
Carlsson et al <sup>13</sup>	Low back pain	8	Weeks 5 and 18	Yes						
Chen et al <sup>16</sup>	Osteoarthritis	12	End of treatment and week 14	Yes						
Endres et al <sup>28</sup>	Headache	6	End of treatment and weeks 7 and 20	Yes						
Guerra de Hoyos et al <sup>35</sup>	Shoulder	8	Weeks 5 and 18	Yes						
Irnich et al <sup>41</sup>	Neck	3	Weeks 1 and 10	Yes						
Kennedy et al <sup>48</sup>	Low back pain	5	End of treatment and week 7	Yes						
Kerr et al <sup>49</sup>	Low back pain	6	None	No						
Kleinhenz et al <sup>52</sup>	Shoulder	4	End of treatment	No						
Li et al <sup>59</sup>	Migraine	4	End of treatment and week 4	Yes						
Vas et al <sup>89</sup>	Osteoarthritis	12	Week 1	No						
Vas et al <sup>91</sup>	Neck	3	Weeks 1 and 25	Yes						
Vas et al <sup>90</sup>	Shoulder	3	Weeks 1 and 10	Yes						
White et al <sup>104</sup>	Neck	4	End of treatment and weeks 1 through 8	Yes						
White et al <sup>103</sup>	Osteoarthritis	4	End of treatment and week 1	Yes						
Berman et al <sup>8</sup>	Osteoarthritis	26	End of treatment	No	No	End of treatment	No	No	End of treatment	No
Brinkhaus et al <sup>11</sup>	Low back pain	8	End of treatment and weeks 18 and 44	Yes	At 8 weeks	End of treatment	No	At 8 weeks	End of treatment	No
Cherkin et al <sup>19</sup>	Low back pain	7	Weeks 1, 19, and 45	Yes	No	Weeks 1, 19, and 45	Yes	No	Weeks 1, 19, and 45	Yes
Diener et al <sup>26</sup>	Migraine	6	End of treatment and weeks 7 and 20	Yes	No	End of treatment and weeks 7 and 20	Yes	No	End of treatment and weeks 7 and 20	Yes
Foster et al <sup>33</sup>	Osteoarthritis	3	Weeks 3, 23, and 49	Yes	No	Weeks 3, 23, and 49	Yes	No	Weeks 3, 23, and 49	Yes
Haake et al <sup>36</sup>	Low back pain	6	End of treatment and weeks 7 and 20	Yes	No	End of treatment and weeks 7 and 20	Yes	No	End of treatment and weeks 7 and 20	Yes
Linde et al <sup>63</sup>	Migraine	8	End of treatment and weeks 4 and 16	Yes	At 12 weeks	Week 4	No	At 12 weeks	Week 4	No
Melchart et al <sup>71</sup>	Headache	8	End of treatment and weeks 4 and 16	Yes	At 12 weeks	Week 4	No	At 12 weeks	Week 4	No
Scharf et al <sup>80</sup>	Osteoarthritis	6	Weeks 7 and 20	Yes	No	Weeks 7 and 20	Yes	No	Weeks 7 and 20	Yes
Suarez-Almazor et al <sup>85</sup>	Osteoarthritis	6	End of treatment and week 7	Yes	No	Week 7	No	No	Week 7	No
Witt et al <sup>108</sup>	Osteoarthritis	8	End of treatment and weeks 18 and 44	Yes	At 8 weeks	End of treatment	No	At 8 weeks	End of treatment	No
Cherkin et al <sup>18</sup>	Low back pain	10			No	End of treatment and week 42	Yes	No	End of treatment and week 42	Yes
Hinman et al <sup>39</sup>	Osteoarthritis	12			No	End of treatment and week 40	Yes	No	End of treatment and week 40	Yes
Hunter et al <sup>40</sup>	Low back pain	6			No	Weeks 2, 7, and 20	Yes	No	Weeks 2, 7, and 20	Yes
Jena et al <sup>43</sup>	Headache	12			At 12 weeks	All measurements after crossover	No	At 12 weeks	All measurements after crossover	No
Lansdown et al <sup>56</sup>	Osteoarthritis	10			No	Weeks 3 and 42	Yes	No	Weeks 3 and 42	Yes
MacPherson et al <sup>67</sup>	Neck	16			No	Weeks 10 and 36	Yes	No	Weeks 10 and 36	Yes
Thomas et al <sup>87</sup>	Low back pain	12			No	Weeks 1, 40, and 92	Yes	No	Weeks 1, 40, and 92	Yes
Salter et al <sup>79</sup>	Neck	12			No	Week 1	No	No	Week 1	No
Vickers et al <sup>95</sup>	Headache	6			No	Weeks 1 and 40	Yes	No	Weeks 1 and 40	Yes
Weiss et al <sup>102</sup>	Low back pain	4			No	End of treatment and week 13	Yes	No	End of treatment and week 13	Yes
Williamson et al <sup>107</sup>	Osteoarthritis	6			No	Weeks 1 and 6	Yes	No	Weeks 1 and 6	Yes
Witt et al <sup>109</sup>	Neck	12			At 12 weeks	All measurements after crossover	No	At 12 weeks	All measurements after crossover	No
Witt et al <sup>110</sup>	Osteoarthritis	12			At 12 weeks	All measurements after crossover	No	At 12 weeks	All measurements after crossover	No
Witt et al <sup>111</sup>	Low back pain	12			At 12 weeks	All measurements after crossover	No	At 12 weeks	All measurements after crossover	No



**Figure 4.** Forest plot showing the difference in pain change scores between acupuncture and no acupuncture control groups (**A**) and between acupuncture and sham acupuncture groups (**B**) over time. A coefficient of .01 means that the difference between acupuncture and control increases by .01 SD for each 3 months after the end of treatment.



pain. An associated hypothesis is whether there are subtypes of other chronic pain indications that have differential response to acupuncture. It would naturally be ideal to know before referring a patient for treatment whether, say, the type of back pain they are experiencing is one that would be amenable to treatment with acupuncture. We will also repeat our previous call for research on how best to incorporate acupuncture into the multidisciplinary care of chronic pain patients.

## Conclusions

We have confirmed that acupuncture has a clinically relevant, persistent effect on chronic pain that is not completely explained by placebo effects. Referral for a course of acupuncture treatment is therefore a reasonable option for a patient with chronic pain.

## Acknowledgments

### *Acupuncture Trialists' Collaboration Members*

Claire Allen, BA, Evidence Aid, Oxford, United Kingdom.

Brian Berman, MD, University of Maryland School of Medicine and Center for Integrative Medicine, College Park, Maryland.

Benno Brinkhaus, MD, Institute for Social Medicine, Epidemiology and Health Economics, Charité University Medical Center, Berlin, Germany.

Remy Coeytaux, MD, PhD, Department of Community and Family Medicine, Duke University, Durham, North Carolina.

Hans-Christoph Diener, MD, PhD, Department of Neurology, University of Duisburg-Essen, Germany.

Heinz G. Endres, MD, Ruhr-University Bochum, Bochum, Germany.

Nadine E. Foster, DPhil, BSc(Hons), Arthritis Research UK Primary Care Centre, Research Institute of Primary Care and Health Sciences, Keele University, Newcastle-under-Lyme, Staffordshire, England.

Michael Haake, MD, PhD, Department of Orthopedics and Traumatology, SLK Hospitals, Heilbronn, Germany.

Rana S. Hinman, PhD, University of Melbourne, Melbourne, Australia.

Dominik Irnich, MD, Multidisciplinary Pain Centre, Department of Anesthesiology, Ludwig-Maximilians-Universität München (LMU Munich), Germany.

Wayne B. Jonas, MD, Samuelli Institute, Alexandria, Virginia.

Kai Kronfeld, PhD, Interdisciplinary Centre for Clinical Trials (IZKS Mainz), University Medical Centre Mainz, Mainz, Germany.

Lixing Lao, PhD, University of Maryland and Center for Integrative Medicine, College Park, Maryland.

George Lewith, MD, FRCP, Primary Care and Population Sciences, Faculty of Medicine, University of Southampton, Southampton, England.

Klaus Linde, MD, Institute of General Practice, Technical University Munich, Munich, Germany.

Hugh MacPherson, PhD, Professor of Acupuncture Research, Department of Health Sciences, University of York, York, England.

Eric Manheimer, MS, Center for Integrative Medicine, University of Maryland School of Medicine, College Park, Maryland.

Dieter Melchart, MD, PhD, Competence Centre for Complementary Medicine and Naturopathy, Technical University Munich, Munich, Germany.

Albrecht Molsberger, MD, PhD, German Acupuncture Research Group, Duesseldorf, Germany.

Karen J. Sherman, PhD, MPH, Group Health Research Institute, Seattle, Washington.

Maria Suarez-Almazor, MD, PhD, M.D. Anderson Cancer Center, Houston, Texas.

Hans Trampisch, PhD, Department of Medical Statistics and Epidemiology, Ruhr-University Bochum, Germany.

Jorge Vas, MD, PhD, Pain Treatment Unit, Dos Hermanas Primary Care Health Center (Andalusia Public Health System), Dos Hermanas, Spain.

Andrew J. Vickers (collaboration chair), DPhil, Memorial Sloan Kettering Cancer Center, New York, New York.

Peter White, PhD, School of Health Sciences, University of Southampton, England.

Lyn Williamson, MD, MA (Oxon), MRCP, Great Western Hospital, Swindon, United Kingdom.

Stefan N. Willich, MD, MPH, MBA, Institute for Social Medicine, Epidemiology and Health Economics, Charité University Medical Center, Berlin, Germany.

Claudia M. Witt, MD, MBA, Institute for Complementary and Integrative Medicine, University of Zurich and University Hospital Zurich, Zurich, Switzerland; Institute for Social Medicine, Epidemiology and Health Economics, Charite-Universitätsmedizin, Berlin, Germany; Center for Integrative Medicine, University of Maryland School of Medicine, Baltimore, Maryland.

## Supplementary Data

Supplementary data related to this article can be found at <https://doi.org/10.1016/j.jpain.2017.11.005>.

## References

1. Ahn CB, Lee SJ, Lee JC, Fossion JP, Sant'Ana A: A clinical pilot study comparing traditional acupuncture to combined acupuncture for treating headache, trigeminal neuralgia and retro-auricular pain in facial palsy. *J Acupunct Meridian Stud* 4:29-43, 2011

2. Ahsin S, Saleem S, Bhatti AM, Iles RK, Aslam M: Clinical and endocrinological changes after electro-acupuncture treatment in patients with osteoarthritis of the knee. *Pain* 147: 60-66, 2009

3. Allais G, Romoli M, Rolando S, Airola G, Castagnoli Gabellari I, Allais R, Benedetto C: Ear acupuncture in the

treatment of migraine attacks: A randomized trial on the efficacy of appropriate versus inappropriate acupoints. *Neurol Sci* 32(Suppl 1):S173-S175, 2011

4. Allam H, Mohammed NH: The role of scalp acupuncture for relieving the chronic pain of degenerative osteoarthritis: A pilot study of Egyptian women. *Med Acupunct* 25:216-220, 2013
5. Aranha MF, Muller CE, Gaviao MB: Pain intensity and cervical range of motion in women with myofascial pain treated with acupuncture and electroacupuncture: A double-blinded, randomized clinical trial. *Braz J PhysTher* 19:34-43, 2014
6. Ashraf A, Zaref F, Hadianfard MJ, Kazemi B, Mohammadi S, Naseri M, Nasser A, Khodadadi M, Sayadi M: Comparison the effect of lateral wedge insole and acupuncture in medial compartment knee osteoarthritis: A randomized controlled trial. *Knee* 21:439-444, 2014
7. Baeumler PI, Fleckenstein J, Takayama S, Simang M, Seki T, Irnich D: Effects of acupuncture on sensory perception: A systematic review and meta-analysis. *PLoS One* 9:e113731, 2014
8. Berman BM, Lao L, Langenberg P, Lee WL, Gilpin AM, Hochberg MC: Effectiveness of acupuncture as adjunctive therapy in osteoarthritis of the knee: A randomized, controlled trial. *Ann Intern Med* 141:901-910, 2004
9. Birch S: A review and analysis of placebo treatments, placebo effects, and placebo controls in trials of medical procedures when sham is not inert. *J Altern Complement Med* 12:303-310, 2006
10. Bjordal JM, Ljunggren AE, Klovning A, Slordal L: Non-steroidal anti-inflammatory drugs, including cyclo-oxygenase-2 inhibitors, in osteoarthritic knee pain: Meta-analysis of randomised placebo controlled trials. *BMJ* 329:1317, 2004
11. Brinkhaus B, Witt CM, Jena S, Linde K, Streng A, Wagenpfeil S, Irnich D, Walther HU, Melchart D, Willich SN: Acupuncture in patients with chronic low back pain: A randomized controlled trial. *Arch Intern Med* 166:450-457, 2006
12. Cameron ID, Wang E, Sindhusake D: A randomized trial comparing acupuncture and simulated acupuncture for sub-acute and chronic whiplash. *Spine* 36:E1659-E1665, 2011
13. Carlsson CP, Sjolund BH: Acupuncture for chronic low back pain: A randomized placebo-controlled study with long-term follow-up. *Clin J Pain* 17:296-305, 2001
14. Chassot M, Dussan-Sarria JA, Sehn FC, Deitos A, de Souza A, Vercelino R, Torres IL, Fregni F, Caumo W: Electroacupuncture analgesia is associated with increased serum brain-derived neurotrophic factor in chronic tension-type headache: A randomized, sham controlled, crossover trial. *BMC Complement Altern Med* 15:144, 2015
15. Chen CC, Yang CC, Hu CC, Shih HN, Chang YH, Hsieh PH: Acupuncture for pain relief after total knee arthroplasty: A randomized controlled trial. *Reg Anesth Pain Med* 40:31-36, 2015
16. Chen LX, Mao JJ, Fernandes S, Galantino ML, Guo W, Lariccia P, Teal VL, Bowman MA, Schumacher HR, Farrar JT: Integrating acupuncture with exercise-based physical therapy for knee osteoarthritis: A randomized controlled trial. *J Clin Rheumatol* 19:308-316, 2013
17. Chen X, Spaeth RB, Freeman SG, Scarborough DM, Hashmi JA, Wey HY, Egorova N, Vangel M, Mao J, Wasan AD, Edwards RR, Gollub RL, Kong J: The modulation effect of longitudinal acupuncture on resting state functional connectivity in knee osteoarthritis patients. *Mol Pain* 11:67, 2015
18. Cherkin DC, Eisenberg D, Sherman KJ, Barlow W, Kaptchuk TJ, Street J, Deyo RA: Randomized trial comparing traditional Chinese medical acupuncture, therapeutic massage, and self-care education for chronic low back pain. *Arch Intern Med* 161:1081-1088, 2001
19. Cherkin DC, Sherman KJ, Avins AL, Erro JH, Ichikawa L, Barlow WE, Delaney K, Hawkes R, Hamilton L, Pressman A, Khalsa PS, Deyo RA: A randomized trial comparing acupuncture, simulated acupuncture, and usual care for chronic low back pain. *Arch Intern Med* 169:858-866, 2009
20. Cho JH, Nam DH, Kim KT, Lee JH: Acupuncture with non-steroidal anti-inflammatory drugs (NSAIDs) versus acupuncture or NSAIDs alone for the treatment of chronic neck pain: An assessor-blinded randomised controlled pilot study. *Acupunct Med* 32:17-23, 2014
21. Cho YJ, Song YK, Cha YY, Shin BC, Shin IH, Park HJ, Lee HS, Kim KW, Cho JH, Chung WS, Lee JH, Song MY: Acupuncture for chronic low back pain: A multicenter, randomized, patient-assessor blind, sham-controlled clinical trial. *Spine* 38:549-557, 2013
22. Chou LW, Hsieh YL, Chen HS, Hong CZ, Kao MJ, Han TI: Remote therapeutic effectiveness of acupuncture in treating myofascial trigger point of the upper trapezius muscle. *Am J Phys Med Rehabil* 90:1036-1049, 2011
23. Coeytaux RR, Kaufman JS, Kaptchuk TJ, Chen W, Miller WC, Callahan LF, Mann JD: A randomized, controlled trial of acupuncture for chronic daily headache. *Headache* 45: 1113-1123, 2005
24. D'Alessandro E, de Brito C, Cecatto R, Saul M, Atta JA, Lin CA: Evaluation of acupuncture for cancer symptoms in a cancer institute in Brazil. *Acupunct Med* 31:23-26, 2013
25. De Koning M, Tobbackx Y, Meeus M, Wauters L, Ickmans K, De Vilder P, Roose J, Verhaeghe T, Nijs J: Acupuncture-analgesia following a single treatment session in chronic whiplash is unrelated to autonomic nervous system changes: A randomized cross-over trial. *Pain Physician* 18:527-536, 2015
26. Diener HC, Kronfeld K, Boewing G, Lungenhausen M, Maier C, Molsberger A, Tegenthoff M, Trampisch HJ, Zenz M, Meinert R: Efficacy of acupuncture for the prophylaxis of migraine: A multicentre randomised controlled clinical trial. *Lancet Neurol* 5:310-316, 2006
27. Egorova N, Gollub RL, Kong J: Repeated verum but not placebo acupuncture normalizes connectivity in brain regions dysregulated in chronic pain. *Neuroimage Clin* 9:430-435, 2015
28. Endres HG, Bowing G, Diener HC, Lange S, Maier C, Molsberger A, Zenz M, Vickers AJ, Tegenthoff M: Acupuncture for tension-type headache: A multicentre, sham-controlled, patient-and observer-blinded, randomised trial. *J Headache Pain* 8:306-314, 2007
29. Enthoven WT, Roelofs PD, Deyo RA, van Tulder MW, Koes BW: Non-steroidal anti-inflammatory drugs for chronic low back pain. *Cochrane Database Syst Rev* (2):CD012087, 2016
30. Facco E, Liguori A, Petti F, Fauci AJ, Cavallin F, Zanette G: Acupuncture versus valproic acid in the prophylaxis of mi-

graine without aura: A prospective controlled study. *Minerva Anestesiol* 79:634-642, 2013

31. Ferro EC, Biagini AP, da Silva IE, Silva ML, Silva JR: The combined effect of acupuncture and Tanacetum parthenium on quality of life in women with headache: Randomised study. *Acupunct Med* 30:252-257, 2012

32. Foroughipour M, Golchian AR, Kalhor M, Akhlaghi S, Farzadfar MT, Azizi H: A sham-controlled trial of acupuncture as an adjunct in migraine prophylaxis. *Acupunct Med* 32:12-16, 2014

33. Foster NE, Thomas E, Barlas P, Hill JC, Young J, Mason E, Hay EM: Acupuncture as an adjunct to exercise based physiotherapy for osteoarthritis of the knee: Randomised controlled trial. *BMJ* 335:436, 2007

34. Grotle M: Traditional Chinese acupuncture was not superior to sham acupuncture for knee osteoarthritis but delivering treatment with high expectations of improvement was superior to delivering treatment with neutral expectations. *J Physiother* 57:56, 2011

35. Guerra de Hoyos JA, Andres Martin Mdel C, Bassas y Baena de Leon E, Vigara Lopez M, Molina Lopez T, Verdugo Morilla FA, Gonzalez Moreno MJ: Randomised trial of long term effect of acupuncture for shoulder pain. *Pain* 112:289-298, 2004

36. Haake M, Muller HH, Schade-Brittinger C, Basler HD, Schafer H, Maier C, Endres HG, Trampisch HJ, Molsberger A: German Acupuncture Trials (GERAC) for chronic low back pain: Randomized, multicenter, blinded, parallel-group trial with 3 groups. *Arch Intern Med* 167:1892-1898, 2007

37. Hansson Y, Carlsson C, Olsson E: Intramuscular and periosteal acupuncture in patients suffering from chronic musculoskeletal pain—A controlled trial. *Acupunct Med* 26: 214-223, 2008

38. Hasegawa TM, Baptista AS, de Souza MC, Yoshizumi AM, Natour J: Acupuncture for acute non-specific low back pain: A randomised, controlled, double-blind, placebo trial. *Acupunct Med* 32:109-115, 2014

39. Hinman RS, McCrory P, Pirodda M, Relf I, Forbes A, Crossley KM, Williamson E, Kyriakides M, Novy K, Metcalf BR, Harris A, Reddy P, Conaghan PG, Bennell KL: Acupuncture for chronic knee pain: A randomized clinical trial. *JAMA* 312: 1313-1322, 2014

40. Hunter RF, McDonough SM, Bradbury I, Liddle SD, Walsh DM, Dhamija S, Glasgow P, Gormley G, McCann SM, Park J, Hurley DA, Delitto A, Baxter GD: Exercise and auricular acupuncture for chronic low-back pain: A feasibility randomized-controlled trial. *Clin J Pain* 28:259-267, 2012

41. Irnich D, Behrens N, Molzen H, Konig A, Gleditsch J, Krauss M, Natalis M, Senn E, Beyer A, Schops P: Randomised trial of acupuncture compared with conventional massage and "sham" laser acupuncture for treatment of chronic neck pain. *BMJ* 322:1574-1578, 2001

42. Itoh K, Saito S, Sahara S, Naitoh Y, Imai K, Kitakoji H: Randomized trial of trigger point acupuncture treatment for chronic shoulder pain: A preliminary study. *J Acupunct Meridian Stud* 7:59-64, 2014

43. Jena S, Witt CM, Brinkhaus B, Wegscheider K, Willich SN: Acupuncture in patients with headache. *Cephalalgia* 28: 969-979, 2008

44. Ji L, Wang H, Cao Y, Yan P, Jin X, Nie P, Wang C, Li R, Zhang C, Yang M, Yang J: Sharp-Hook Acupuncture (Feng Gou Zhen) for patients with periarthritis of shoulder: A randomized controlled trial. *Evid Based Complement Alternat Med* 312309:2015, 2015

45. Johansson K, Bergstrom A, Schroder K, Foldevi M: Subacromial corticosteroid injection or acupuncture with home exercises when treating patients with subacromial impingement in primary care—A randomized clinical trial. *Fam Pract* 28:355-365, 2011

46. Kaptchuk TJ, Stason WB, Davis RB, Legedza AR, Schnyer RN, Kerr CE, Stone DA, Nam BH, Kirsch I, Goldman RH: Sham device v inert pill: Randomised controlled trial of two placebo treatments. *BMJ* 332:391-397, 2006

47. Karner M, Brazkiewicz F, Remppis A, Fischer J, Gerlach O, Stremmel W, Subramanian SV, Gretten HJ: Objectifying specific and nonspecific effects of acupuncture: A double-blinded randomised trial in osteoarthritis of the knee. *Evid Based Complement Alternat Med* 2013:427265, 2013

48. Kennedy S, Baxter GD, Kerr DP, Bradbury I, Park J, McDonough SM: Acupuncture for acute non-specific low back pain: A pilot randomised non-penetrating sham controlled trial. *Complement Ther Med* 16:139-146, 2008

49. Kerr DP, Walsh DM, Baxter D: Acupuncture in the management of chronic low back pain: A blinded randomized controlled trial. *Clin J Pain* 19:364-370, 2003

50. Kim EJ, Lim CY, Lee EY, Lee SD, Kim KS: Comparing the effects of individualized, standard, sham and no acupuncture in the treatment of knee osteoarthritis: A multicenter randomized controlled trial. *Trials* 14:129, 2013

51. Kim JI, Kim TH, Lee MS, Kang JW, Kim KH, Choi JY, Kang KW, Kim AR, Shin MS, Jung SY, Choi SM: Evaluation of wet-cupping therapy for persistent non-specific low back pain: A randomised, waiting-list controlled, open-label, parallel-group pilot trial. *Trials* 12:146, 2011

52. Kleinhenz J, Streitberger K, Windeler J, Gussbacher A, Mavridis G, Martin E: Randomised clinical trial comparing the effects of acupuncture and a newly designed placebo needle in rotator cuff tendinitis. *Pain* 83:235-241, 1999

53. Koh PS, Seo BK, Cho NS, Park HS, Park DS, Baek YH: Clinical effectiveness of bee venom acupuncture and physiotherapy in the treatment of adhesive capsulitis: A randomized controlled trial. *J Shoulder Elbow Surg* 22:1053-1062, 2013

54. Kong J, Spaeth R, Cook A, Kirsch I, Claggett B, Vangel M, Gollub RL, Smoller JW, Kaptchuk TJ: Are all placebo effects equal? Placebo pills, sham acupuncture, cue conditioning and their association. *PLoS One* 8:e67485, 2013

55. Lan L, Gao Y, Zeng F, Qin W, Dong M, Liu M, Guo T, Liang F: A central analgesic mechanism of acupuncture for migraine: An ongoing functional MRI study. *Neural Regen Res* 8:2649-2655, 2013

56. Lansdown H, Howard K, Brealey S, MacPherson H: Acupuncture for pain and osteoarthritis of the knee: A pilot study for an open parallel-arm randomised controlled trial. *BMC Musculoskelet Disord* 10:130, 2009

57. Lathia AT, Jung SM, Chen LX: Efficacy of acupuncture as a treatment for chronic shoulder pain. *J Altern Complement Med* 15:613-618, 2009

58. Li N, Tian F, Wang C, Yu P, Zhou X, Wen Q, Qiao X, Huang L: Therapeutic effect of acupuncture and massage for shoulder-hand syndrome in hemiplegia patients: A clinical two-center randomized controlled trial. *J Tradit Chin Med* 32:343-349, 2012
59. Li Y, Zheng H, Witt CM, Roll S, Yu SG, Yan J, Sun GJ, Zhao L, Huang WJ, Chang XR, Zhang HX, Wang DJ, Lan L, Zou R, Liang FR: Acupuncture for migraine prophylaxis: A randomized controlled trial. *CMAJ* 184:401-410, 2012
60. Liang Z, Zhu X, Yang X, Fu W, Lu A: Assessment of a traditional acupuncture therapy for chronic neck pain: A pilot randomised controlled study. *Complement Ther Med* 19(Suppl 1):S26-S32, 2011
61. Lin ML, Lin MH, Fen JJ, Lin WT, Lin CW, Chen PQ: A comparison between pulsed radiofrequency and electroacupuncture for relieving pain in patients with chronic low back pain. *Acupunct Electrother Res* 35:133-146, 2010
62. Lin ML, Wu HC, Hsieh YH, Su CT, Shih YS, Lin CW, Wu JH: Evaluation of the effect of laser acupuncture and cupping with ryodoraku and visual analog scale on low back pain. *Evid Based Complement Alternat Med* 2012:521612, 2012
63. Linde K, Streng A, Jurgens S, Hoppe A, Brinkhaus B, Witt C, Wagenpfeil S, Pfaffenrath V, Hammes MG, Weidenhammer W, Willich SN, Melchart D: Acupuncture for patients with migraine: A randomized controlled trial. *JAMA* 293:2118-2125, 2005
64. Ma C, Wu S, Li G, Xiao X, Mai M, Yan T: Comparison of miniscapel-needle release, acupuncture needling, and stretching exercise to trigger point in myofascial pain syndrome. *Clin J Pain* 26:251-257, 2010
65. Macpherson H, Scullion A, Thomas KJ, Walters S: Patient reports of adverse events associated with acupuncture treatment: A prospective national survey. *Qual Saf Health Care* 13:349-355, 2004
66. MacPherson H, Maschino AC, Lewith G, Foster NE, Witt CM, Vickers AJ: Characteristics of acupuncture treatment associated with outcome: An individual patient meta-analysis of 17,922 patients with chronic pain in randomised controlled trials. *PLoS One* 8:e77438, 2013
67. MacPherson H, Tilbrook H, Richmond S, Woodman J, Ballard K, Atkin K, Bland M, Eldred J, Essex H, Hewitt C, Hopton A, Keding A, Lansdown H, Parrott S, Torgerson D, Wenham A, Watt I: Alexander Technique lessons or acupuncture sessions for persons with chronic neck pain: A randomized trial. *Ann Intern Med* 163:653-662, 2015
68. MacPherson H, Vertosick E, Lewith G, Linde K, Sherman KJ, Witt CM, Vickers AJ: Influence of control group on effect size in trials of acupuncture for chronic pain: A secondary analysis of an individual patient data meta-analysis. *PLoS One* 9:e93739, 2014
69. MacPherson H, Vertosick EA, Foster NE, Lewith G, Linde K, Sherman KJ, Witt CM, Vickers AJ: The persistence of the effects of acupuncture after a course of treatment: A meta-analysis of patients with chronic pain. *Pain* 158:784-793, 2016
70. Mavrommatis CI, Argyra E, Vadalouka A, Vasilakos DG: Acupuncture as an adjunctive therapy to pharmacological treatment in patients with chronic pain due to osteoarthritis of the knee: A 3-armed, randomized, placebo-controlled trial. *Pain* 153:1720-1726, 2012
71. Melchart D, Streng A, Hoppe A, Brinkhaus B, Witt C, Wagenpfeil S, Pfaffenrath V, Hammes M, Hummelsberger J, Irnich D, Weidenhammer W, Willich SN, Linde K: Acupuncture in patients with tension-type headache: Randomised controlled trial. *BMJ* 331:376-382, 2005
72. Miller E, Maimon Y, Rosenblatt Y, Mendler A, Hasner A, Barad A, Amir H, Dekel S, Lev-Ari S: Delayed effect of acupuncture treatment in OA of the knee: A blinded, randomized, controlled trial. *Evid Based Complement Alternat Med* 2011:792975, 2011
73. Miyazaki S, Hagihara A, Kanda R, Mukaino Y, Nobutomo K: Applicability of press needles to a double-blind trial: A randomized, double-blind, placebo-controlled trial. *Clin J Pain* 25:438-444, 2009
74. Molsberger AF, Mau J, Pawelec DB, Winkler J: Does acupuncture improve the orthopedic management of chronic low back pain—A randomized, blinded, controlled trial with 3 months follow up. *Pain* 99:579-587, 2002
75. Molsberger AF, Schneider T, Gotthardt H, Drabik A: German Randomized Acupuncture Trial for chronic shoulder pain (GRASP)—A pragmatic, controlled, patient-blinded, multi-centre trial in an outpatient care environment. *Pain* 151:146-154, 2010
76. Peets JM, Pomeranz B: CXBK mice deficient in opiate receptors show poor electroacupuncture analgesia. *Nature* 273:675-676, 1978
77. Sahin N, Ozcan E, Sezen K, Karatas O, Issever H: Efficacy of acupuncture in patients with chronic neck pain—A randomised, sham controlled trial. *Acupunct Electrother Res* 35:17-27, 2010
78. Saleki M, Ahadi T, Razi M, Raeisi GR, Forough B, Ali MK: Comparison of the effects of acupuncture and isometric exercises on symptom of knee osteoarthritis. *Int J Prev Med* 4:573-577, 2013
79. Salter GC, Roman M, Bland MJ, MacPherson H: Acupuncture for chronic neck pain: A pilot for a randomised controlled trial. *BMC Musculoskelet Disord* 7:99, 2006
80. Scharf HP, Mansmann U, Streitberger K, Witte S, Kramer J, Maier C, Trampisch HJ, Victor N: Acupuncture and knee osteoarthritis: A three-armed randomized trial. *Ann Intern Med* 145:12-20, 2006
81. Shankar N, Thakur M, Tandon OP, Saxena AK, Arora S, Bhattacharya N: Autonomic status and pain profile in patients of chronic low back pain and following electroacupuncture therapy: A randomized control trial. *Indian J Physiol Pharmacol* 55:25-36, 2011
82. Silva AC, Biasotto-Gonzalez DA, Dos Santos DM, Melo NC, Gomes CA, Amorim CF, Politti F: Evaluation of the immediate effect of auricular acupuncture on pain and electromyographic activity of the upper trapezius muscle in patients with nonspecific neck pain: A randomized, single-blinded, sham-controlled, crossover study. *Evid Based Complement Alternat Med* 523851:2015, 2015
83. Soderberg EI, Carlsson JY, Stener-Victorin E, Dahlof C: Subjective well-being in patients with chronic tension-type headache: Effect of acupuncture, physical training, and relaxation training. *Clin J Pain* 27:448-456, 2011
84. Spaeth RB, Camhi S, Hashmi JA, Vangel M, Wasan AD, Edwards RR, Gollub RL, Kong J: A longitudinal study of the reliability of acupuncture deqi sensations in knee osteoar-



thrititis. *Evid Based Complement Alternat Med* 2013;204259, 2013

85. Suarez-Almazor ME, Looney C, Liu Y, Cox V, Pietz K, Marcus DM, Street RL Jr: A randomized controlled trial of acupuncture for osteoarthritis of the knee: Effects of patient-provider communication. *Arthritis Care Res (Hoboken)* 62: 1229-1236, 2010

86. Sun MY, Hsieh CL, Cheng YY, Hung HC, Li TC, Yen SM, Huang IS: The therapeutic effects of acupuncture on patients with chronic neck myofascial pain syndrome: A single-blind randomized controlled trial. *Am J Chin Med* 38: 849-859, 2010

87. Thomas KJ, MacPherson H, Thorpe L, Brazier J, Fitter M, Campbell MJ, Roman M, Walters SJ, Nicholl J: Randomised controlled trial of a short course of traditional acupuncture compared with usual care for persistent non-specific low back pain. *BMJ* 333:623, 2006

88. Vas J, Aranda JM, Modesto M, Benitez-Parejo N, Herrera A, Martinez-Barquin DM, Aguilar I, Sanchez-Araujo N, Rivas-Ruiz F: Acupuncture in patients with acute low back pain: A multicentre randomised controlled clinical trial. *Pain* 153: 1883-1889, 2012

89. Vas J, Mendez C, Perea-Milla E, Vega E, Panadero MD, Leon JM, Borge MA, Gaspar O, Sanchez-Rodriguez F, Aguilar I, Jurado R: Acupuncture as a complementary therapy to the pharmacological treatment of osteoarthritis of the knee: Randomised controlled trial. *BMJ* 329:1216, 2004

90. Vas J, Ortega C, Olmo V, Perez-Fernandez F, Hernandez L, Medina I, Seminario JM, Herrera A, Luna F, Perea-Milla E, Mendez C, Madrazo F, Jimenez C, Ruiz MA, Aguilar I: Single-point acupuncture and physiotherapy for the treatment of painful shoulder: A multicentre randomized controlled trial. *Rheumatology (Oxford)* 47:887-893, 2008

91. Vas J, Perea-Milla E, Mendez C, Sanchez Navarro C, Leon Rubio JM, Brioso M, Garcia Obrero I: Efficacy and safety of acupuncture for chronic uncomplicated neck pain: A randomised controlled study. *Pain* 126:245-255, 2006

92. Vickers AJ, Cronin AM, Maschino AC, Lewith G, Macpherson H, Victor N, Sherman KJ, Witt C, Linde K: Individual patient data meta-analysis of acupuncture for chronic pain: Protocol of the Acupuncture Trialists' Collaboration. *Trials* 11:90, 2010

93. Vickers AJ, Cronin AM, Maschino AC, Lewith G, MacPherson H, Foster NE, Sherman KJ, Witt CM, Linde K: Acupuncture for chronic pain: Individual patient data meta-analysis. *Arch Intern Med* 172:1444-1453, 2012

94. Vickers AJ, Maschino AC, Lewith G, MacPherson H, Sherman KJ, Witt CM, Acupuncture Trialists C: Responses to the Acupuncture Trialists' Collaboration individual patient data meta-analysis. *Acupunct Med* 31:98-100, 2013

95. Vickers AJ, Rees RW, Zollman CE, McCarney R, Smith CM, Ellis N, Fisher P, Van Haselen R: Acupuncture for chronic headache in primary care: Large, pragmatic, randomised trial. *BMJ* 328:744, 2004

96. Wallasch TM, Weinschuetz T, Mueller B, Kropp P: Cerebrovascular response in migraineurs during prophylactic treatment with acupuncture: A randomized controlled trial. *J Altern Complement Med* 18:777-783, 2012

97. Wand BM, Abbaszadeh S, Smith AJ, Catley MJ, Moseley GL: Acupuncture applied as a sensory discrimination train-

ing tool decreases movement-related pain in patients with chronic low back pain more than acupuncture alone: A randomised cross-over experiment. *Br J Sports Med* 47:1085-1089, 2013

98. Wang LP, Zhang XZ, Guo J, Liu HL, Zhang Y, Liu CZ, Yi JH, Wang LP, Zhao JP, Li SS: Efficacy of acupuncture for migraine prophylaxis: A single-blinded, double-dummy, randomized controlled trial. *Pain* 152:1864-1871, 2011

99. Wang LP, Zhang XZ, Guo J, Liu HL, Zhang Y, Liu CZ, Yi JH, Wang LP, Zhao JP, Li SS: Efficacy of acupuncture for acute migraine attack: A multicenter single blinded, randomized controlled trial. *Pain Med* 13:623-630, 2012

100. Wang Y, Xue CC: Acupuncture for frequent migraine: A randomized, patient/assessor blinded, controlled trial with one-year follow-up. *Evid Based Complement Alternat Med* 2015:920353, 2015

101. Weiner DK, Moore CG, Morone NE, Lee ES, Kent Kwoh C: Efficacy of periosteal stimulation for chronic pain associated with advanced knee osteoarthritis: A randomized, controlled clinical trial. *Clin Ther* 35:1703-1720, e1705, 2013

102. Weiss J, Quante S, Xue F, Muche R, Reuss-Borst M: Effectiveness and acceptance of acupuncture in patients with chronic low back pain: Results of a prospective, randomized, controlled trial. *J Altern Complement Med* 19:935-941, 2013

103. White P, Bishop FL, Prescott P, Scott C, Little P, Lewith G: Practice, practitioner, or placebo? A multifactorial, mixed-methods randomized controlled trial of acupuncture. *Pain* 153:455-462, 2012

104. White P, Lewith G, Prescott P, Conway J: Acupuncture versus placebo for the treatment of chronic mechanical neck pain: A randomized, controlled trial. *Ann Intern Med* 141:911-919, 2004

105. Whitehurst DG, Bryan S, Hay EM, Thomas E, Young J, Foster NE: Cost-effectiveness of acupuncture care as an adjunct to exercise-based physical therapy for osteoarthritis of the knee. *Phys Ther* 91:630-641, 2011

106. Wilke J, Vogt L, Niederer D, Hubscher M, Rothmayr J, Ivkovic D, Rickert M, Banzer W: Short-term effects of acupuncture and stretching on myofascial trigger point pain of the neck: A blinded, placebo-controlled RCT. *Complement Ther Med* 22:835-841, 2014

107. Williamson L, Wyatt MR, Yein K, Melton JT: Severe knee osteoarthritis: A randomized controlled trial of acupuncture, physiotherapy (supervised exercise) and standard management for patients awaiting knee replacement. *Rheumatology (Oxford)* 46:1445-1449, 2007

108. Witt C, Brinkhaus B, Jena S, Linde K, Streng A, Wagenpfeil S, Hummelsberger J, Walther HU, Melchart D, Willich SN: Acupuncture in patients with osteoarthritis of the knee: A randomised trial. *Lancet* 366:136-143, 2005

109. Witt CM, Jena S, Brinkhaus B, Liecker B, Wegscheider K, Willich SN: Acupuncture for patients with chronic neck pain. *Pain* 125:98-106, 2006

110. Witt CM, Jena S, Brinkhaus B, Liecker B, Wegscheider K, Willich SN: Acupuncture in patients with osteoarthritis of the knee or hip: A randomized, controlled trial with an additional nonrandomized arm. *Arthritis Rheum* 54:3485-3493, 2006

111. Witt CM, Jena S, Selim D, Brinkhaus B, Reinhold T, Wruck K, Liecker B, Linde K, Wegscheider K, Willich SN: Pragmatic randomized trial evaluating the clinical and economic effectiveness of acupuncture for chronic low back pain. *Am J Epidemiol* 164:487-496, 2006
112. Witt CM, Schutzler L, Ludtke R, Wegscheider K, Willich SN: Patient characteristics and variation in treatment outcomes: Which patients benefit most from acupuncture for chronic pain? *Clin J Pain* 27:550-555, 2011
113. Yang CP, Chang MH, Li TC, Hsieh CL, Hwang KL, Chang HH: Predicting prognostic factors in a randomized controlled trial of acupuncture versus topiramate treatment in patients with chronic migraine. *Clin J Pain* 29:982-987, 2013
114. Yang CP, Chang MH, Liu PE, Li TC, Hsieh CL, Hwang KL, Chang HH: Acupuncture versus topiramate in chronic migraine prophylaxis: A randomized clinical trial. *Cephalalgia* 31:1510-1521, 2011
115. Yang J, Zeng F, Feng Y, Fang L, Qin W, Liu X, Song W, Xie H, Chen J, Liang F: A PET-CT study on the specificity of acupoints through acupuncture treatment in migraine patients. *BMC Complement Altern Med* 12:123, 2012
116. Yang M, Yang J, Zeng F, Liu P, Lai Z, Deng S, Fang L, Song W, Xie H, Liang F: Electroacupuncture stimulation at sub-specific acupoint and non-acupoint induced distinct brain glucose metabolism change in migraineurs: A PET-CT study. *J Transl Med* 12:351, 2014
117. Yun M, Shao Y, Zhang Y, He S, Xiong N, Zhang J, Guo M, Liu D, Luo Y, Guo L, Yan J: Hegu acupuncture for chronic low-back pain: A randomized controlled trial. *J Altern Complement Med* 18:130-136, 2012
118. Zhang SP, Chiu TT, Chiu SN: Long-term efficacy of electroacupuncture for chronic neck pain: A randomised controlled trial. *Hong Kong Med J* 19(Suppl 9):36-39, 2013
119. Zhang WT, Jin Z, Cui GH, Zhang KL, Zhang L, Zeng YW, Luo F, Chen AC, Han JS: Relations between brain network activation and analgesic effect induced by low vs. high frequency electrical acupoint stimulation in different subjects: A functional magnetic resonance imaging study. *Brain Res* 982:168-178, 2003
120. Zhao H, Nie W, Sun Y, Li S, Yang S, Meng F, Zhang L, Wang F, Huang S: Warm needling therapy and acupuncture at Meridian-Sinew sites based on the Meridian-Sinew Theory: Hemiplegic shoulder pain. *Evid Based Complement Alternat Med* 2015:694973, 2015
121. Zhao L, Liu J, Zhang F, Dong X, Peng Y, Qin W, Wu F, Li Y, Yuan K, von Deneen KM, Gong Q, Tang Z, Liang F: Effects of long-term acupuncture treatment on resting-state brain activity in migraine patients: A randomized controlled trial on active acupoints and inactive acupoints. *PLoS One* 9:e99538, 2014